


NATSNEWS



Share the Nats with friends at home! www.modelaircraft.org/natsnews

July 26







RES and NOS Scores

RES

Round 8 Combined - 07/24/2017

Plc	Pilot	1	2	3	4	5	6	7	8	Total
1	GOLDSMITH, PETER	1071.00	1073.00	1089.00	1026.83	922.33	1044.00	1046.99	1012.67	8285.83
2	GLAAB, LOUIS	1085.00	345.00	1090.00	1056.00	1041.00	1087.00	1087.00	1074.00	7865.00
3	SHAPE, J	998.99	1048.00	1023.00	1013.66	1091.00	1077.67	1062.33	550.17	7864.81
4	BEACH, DAVID	1045.67	1075.00	1000.00	1043.00	1059.64	1017.00	1050.00	515.46	7805.77
5	WALLNER, JACK	989.98	998.33	822.25	780.30	1063.64	991.67	991.65	1000.00	7637.83
6	SCHLITZKUS, PETER	1038.00	1089.00	1046.67	1037.66	677.27	1018.31	1035.00	678.67	7620.58
7	CARR, JEFFREY	998.33	516.30	998.33	1039.33	995.00	1000.00	998.33	1071.00	7616.64
8	POTI, NORM	1070.32	1050.67	1064.33	689.39	998.33	1051.00	959.00	711.89	7594.94
9	ADASCZIK, WALTER	1058.00	1058.00	1086.00	988.29	983.31	355.59	1038.31	1008.33	7575.83
10	POOL, AMY	1058.33	952.00	470.00	1031.33	1069.00	934.10	1002.00	1043.32	7560.09
11	GARBER, JONATHAN	0.00	1028.00	1064.33	1089.99	1065.33	1075.00	1089.00	1044.00	7455.65
12	RUSSO, GUY	1057.67	1010.00	1015.00	1081.66	752.33	959.52	1001.00	565.67	7442.84
13	GAUGER, GILBERT	1000.00	985.67	927.42	1058.00	825.00	843.49	1022.00	771.88	7433.46
14	SHAW, KENNETH	1066.00	1019.00	1000.00	722.87	991.65	995.00	512.33	1000.00	7306.85
15	BROESKI, THOMAS	1066.00	1002.33	1048.33	935.93	1053.33	681.74	991.67	448.28	7227.61
16	WYATT, RONALD	900.21	583.88	1050.00	790.00	1079.97	791.85	980.00	940.00	7115.91
17	JOHNSTON, RICK	1000.00	839.72	1000.00	1015.00	1000.00	0.00	1000.00	996.67	6851.39
18	CLEVELAND, DON	550.92	815.22	994.98	1047.33	746.15	619.34	871.23	991.67	6636.84
19	ANDERSEN, BARRY	590.00	803.92	1045.33	859.63	1000.00	0.00	1078.64	1023.00	6400.52
20	SCULLY, THOMAS	893.33	990.00	0.00	1067.00	1000.00	644.27	1046.00	680.41	6321.01
21	MCGOWAN, MICHAEL	1000.00	0.00	1065.00	724.81	587.92	1018.00	1009.33	807.32	6212.38
22	WIMBISH, WAYNE	418.33	1000.00	998.32	751.67	994.99	889.33	706.67	441.47	6200.78
23	ROBINSON, ROBERT	651.09	441.62	732.00	376.04	996.66	873.87	1000.29	905.55	5977.13
24	WOMACK, JACKIE	953.29	875.63	983.28	423.58	335.67	995.00	994.98	360.82	5922.25
25	STROTHER, BERNARD	813.03	0.00	1000.00	1000.00	396.67	440.73	1025.51	805.00	5480.95
26	EVERLY, RANDALL	682.89	350.00	1082.67	1077.00	0.00	1071.67	638.33	521.67	5424.22
27	PIKE, DOUG	681.21	0.00	481.85	1056.66	1052.98	1031.33	1079.00	0.00	5383.04
28	NOGY, L KENT	1031.00	1069.33	1079.33	1091.33	1070.00	0.00	0.00	0.00	5340.99
29	ANDERSON, TODD	978.33	606.67	904.20	747.37	981.67	161.94	443.14	511.71	5335.03
30	JOLLY, LARRY	1058.33	0.00	0.00	1092.00	0.00	990.50	1045.00	1075.00	5260.84
31	HESELIUS, ELDON	457.43	705.58	878.99	983.28	569.95	382.30	251.67	995.00	5224.20
32	BOICE, THOMAS	990.00	446.62	770.53	631.31	511.95	866.94	296.67	708.54	5222.55
33	HILL, ARTHUR	984.97	299.33	587.05	476.59	797.92	866.94	602.74	593.33	5208.87
34	MALCOLM, SKYE	994.99	435.01	984.87	0.00	195.00	430.72	1039.00	980.00	5059.60
35	CUNNINGHAM, WILLIAM	1000.00	80.00	314.29	594.32	546.08	994.97	655.70	676.67	4862.02
36	TRUSSELL, ALEX	0.00	1008.67	0.00	991.67	611.11	0.00	1051.67	1049.33	4712.44
37	RENNECAMP, RICHARD	993.32	619.57	690.67	440.73	911.52	325.54	0.00	660.48	4641.83
38	RICHMOND, DONALD	993.32	0.00	853.33	0.00	533.33	597.66	577.25	984.95	4539.85
39	MAIER, FREDERICK	331.21	0.00	977.82	0.00	963.33	1051.63	985.00	0.00	4308.99
40	BLACK, SCOTT	560.51	339.46	175.59	546.82	515.36	232.83	976.67	628.65	3975.89
41	HESELIUS, DENNIS	420.38	291.67	688.33	277.13	118.06	616.94	307.56	905.33	3625.40
42	THOMAS, CHARLES	864.09	548.22	1000.00	876.26	0.00	0.00	0.00	0.00	3288.58
43	KENNEDY, BARRY	525.17	305.01	978.15	146.91	0.00	0.00	0.00	0.00	1955.24
44	THOMAS, CHARLESTON	382.17	601.67	327.33	501.39	0.00	0.00	0.00	0.00	1812.56

NOS

Round 8 Combined - 07/22/2017

Plc	Pilot	1	2	3	4	5	6	7	8	Total
1	POTI, NORM	825.00	1000.00	1025.00	1025.00	1025.00	1025.00	1000.00	686.49	7611.49
2	BEACH, DAVID	1025.00	998.33	1000.00	1000.00	0.00	988.31	1000.00	454.87	6466.52
3	CARR, JEFFREY	1000.00	1025.00	969.85	0.00	1023.33	654.24	760.46	1023.33	6456.21
4	GOLDSMITH, PETER	1025.00	995.00	774.25	1025.00	1000.00	849.71	653.99	80.13	6403.08
5	JOLLY, LARRY	1025.00	1021.67	1025.00	761.14	0.00	1014.25	1025.00	399.00	6271.05
6	GAUGER, GILBERT	345.36	1000.00	196.99	1025.00	1000.00	666.67	996.66	969.73	6200.41
7	HILL, ARTHUR	896.32	1000.00	483.28	699.25	592.74	852.38	615.11	1000.00	6139.08
8	GLAAB, LOUIS	1025.00	564.27	1025.00	631.05	810.57	0.00	1025.00	1025.00	6105.90
9	SCHLITZKUS, PETER	1023.33	1000.00	1000.00	315.48	1013.33	846.43	645.00	210.17	6053.74
10	RUSSO, GUY	710.00	1025.00	561.79	1025.00	1025.00	575.27	241.67	873.17	6036.90
11	SHAW, KENNETH	320.30	978.19	986.67	395.62	956.52	1000.00	993.32	297.56	5928.18
12	GLAAB, LUKE	695.00	317.20	985.88	525.96	641.94	694.17	1025.00	1013.33	5898.48
13	PIKE, DOUG	1000.00	509.18	1025.00	622.66	1025.00	1019.97	629.50	0.00	5831.31
14	ADASCZIK, WALTER	340.48	636.11	731.71	1025.00	246.67	791.99	996.66	1025.00	5793.62
15	MCCARTHY, JAMES	0.00	1025.00	1023.33	1000.00	787.00	1000.00	417.27	453.66	5706.25
16	ANDERSEN, BARRY	264.60	945.00	555.18	445.51	1000.00	1000.00	998.33	408.47	5617.10
17	WOMACK, JACKIE	700.60	981.67	989.95	486.22	732.92	435.48	989.98	196.99	5513.82
18	SCULLY, THOMAS	1023.33	490.00	198.61	0.00	1000.00	1000.00	631.18	1025.00	5368.12
19	BERLIN, JOHNNY	625.00	233.72	826.41	373.33	588.71	943.45	1019.99	466.10	5076.72
20	SHAPE, J	368.35	1009.97	0.00	1018.32	616.94	1025.00	0.00	1000.00	5038.58
21	BLACK, SCOTT	814.38	810.00	848.41	0.00	756.67	564.52	507.51	597.56	4899.05
22	GOLDSMITH, CAROLINE	998.33	795.00	475.00	332.21	480.18	645.63	694.24	435.23	4855.83
23	HESELIUS, DENNIS	274.68	1000.00	1000.00	221.67	541.85	587.38	924.67	232.32	4782.56
24	STROTHER, BERNARD	802.48	1023.33	393.53	337.08	0.00	772.62	359.53	1025.00	4713.58
25	BOICE, THOMAS	0.00	495.00	994.97	572.58	290.00	457.63	1000.00	796.67	4606.85
26	BROESKI, THOMAS	412.37	1000.00	719.38	887.22	709.68	436.24	357.41	0.00	4522.30
27	WALLNER, JACK	1000.00	337.23	158.60	1000.00	523.33	0.00	874.79	442.40	4336.36
28	ROBINSON, ROBERT	359.25	250.00	409.48	250.42	815.74	610.74	373.33	1025.00	4093.96
29	MARTIN, JAMES	317.87	965.28	400.00	113.33	608.70	0.00	460.43	821.67	3687.27
30	RICHMOND, DONALD	359.06	761.11	627.16	435.68	549.23	452.38	223.71	267.11	3675.44
31	LUEKE, JOHN DROP	306.79	989.93	306.62	0.00	1000.00	1000.00	0.00	0.00	3603.34
32	EVERLY, RANDALL DROP	1000.00	996.67	503.33	0.00	0.00	0.00	0.00	0.00	2500.00
33	ROBINSON, BARBARA	224.08	156.67	0.00	0.00	875.78	0.00	993.31	0.00	2249.83
34	MALCOLM, SKY DROP	336.91	255.00	0.00	0.00	0.00	0.00	0.00	0.00	591.91
35	MEEK, ROBIN	0.00	0.00	0.00	0.00	0.00	295.49	0.00	0.00	295.49



See more Nats event
photos on AMA's Flickr page:
www.flickr.com/modelaircraft



GET YOUR NATS GEAR!

Visit the Cloud 9 Museum Store
for shirts, hats, aeromodeling
souvenirs, and more!



THE 2017 NATS IS SPONSORED BY



JETT Engineering, Inc.

Muncie
VISITORS BUREAU
INDIANA



The historic Blytheville Air Force Base, in Blytheville, Arkansas, served as the front line for the U.S. Air Force for more than 40 years. On Tuesday, it was the flightline for the 2017 RC Aerobatics (Pattern) Nats.

The first day of the Pattern Nats began with the weighing and measuring of the aircraft. A total of 82 people have registered for the event, which is being held July 25 to 29. After the aircraft were inspected, the judges met and there was a pilots' meeting.

At 4 p.m., there was a dedication ceremony for the Blytheville Air Force Base. The base was originally 2,600 acres and was created by the United States Army Air Forces during World War II. The airfield was constructed in an overlapping square design that had three large ramps on which to park aircraft, and two parallel north/south concrete runways.

Following the war, the base closed and was unused, but the U.S. Air Force 387th Composite Squadron was there briefly in 1949. It reopened in June 1953, but was permanently closed in 1992.

After the dedication ceremony was the official opening ceremony of the 2017 RC Pattern Nats, which was moved to Blytheville from Muncie, Indiana, for the first time this year. The contest was moved with the hopes of increasing participation. 🛩️



All days for staff are early days of getting ready for all of the fliers who are coming. These tasks include setting up flightlines, figuring out where to put the NFFS trailer, getting out the scoreboards, and processing models.

Tuesday morning confronted us with pretty heavy dew on the grass and the galoshes came out. Mist covered local fields, but the skies were clearing. The forecast was sunny, and the flightline was set up on the very east edge, just north of the farmhouse. As the day went on, it turned out to be a good choice; the air was pretty buoyant and airplanes started filling the air.

C Gas was evident because of the screaming engines. The fliers get a rush of adrenaline with those big models. To win the event takes at least five maxes to be in the top three. Dan Berry and Ronnie Thompson slugged it out for first, with Mr. Berry winning by a mere second.

A NOS Gas was no slam dunk, either. Eight maxes was the bar with Jack Marsh at 1,069, besting Roy Smith with 1,039(!). NOS isn't specifically known for high performance over AMA gas.

What was noticeable on this day of flying was the dominance of scoring from the youthful fliers. Joel Yori put up an



Jack Marsh, ENOS is simple!

impressive 1,110 seconds, maxing out and taking first in F1—topping Bob Sifleet and Tom Ioeger! “Q” has an interesting set of rules. This is an event that depending upon your model, the motor run can change. This is determined by the energy of the motor.

On another note, this is an electric

event. Aram Schlossberg landed in one of the two “ponds,” which is not favorable to electronics. The companion electric event, 1/2A NOS Electric, was won by Jim Jennings with a max-out. One has to be impressed with the performance of electric models, which is sometimes better than the gas models.

F1C only had three entries with two people, with Don Chesson taking the honors and besting our NFFS president John Lorbiecki. Ken Bauer topped F1H with the top Junior being Cade Fedor.

Speaking of water ... ROW had its own challenges. Launching off of water is not the usual practice of power fliers. Watching this event is like watching NASCAR—you wait for the crashes.

Bob Stalick started the action off and Ted Firster nailed the side of the tank, and then Bill Vanderbeek nailed the tank farther away from the release point than Ted. Bob followed suit, clipping one of his floats. The contest is challenging, to say the least. Bill Vanderbeek repaired his model well enough with CA adhesive to take third. Dan Berry took first, and when Mike Fedor witnessed the fun, he decided that “he could do this” and took second. Entertaining would be a good description.

Chuck Powell won ROW Rubber and Bill Vanderbeek won the HydroStar ROW special event.

In Mulvihill, two Juniors flew, with Cade Fedor winning. Two Senior-age fliers also competed, with Kyle Gerspacher winning.



Mark Vancil with his father, Jack, and the Gollywock Jack, built in the 1960s.

The adults showed up with 16 entrants. Again, it took some great flying to win. John Shailor won the event with a score of 1,300!

In the “Pen,” 15 fliers tried to max out in OT Catapult but alas, air picking was tough with the winner, Don DeLoach, only obtaining one max to score of 265 seconds. One Senior entry was Haley Mattson and two Juniors, including William Wicks (who adorned the *NatsNews* cover on Tuesday) who scored 290 seconds—a better time than the Open winner!

Jetex had four fliers. Chris Matsuno, who’s done this before, won the event. There’s a lot of smoke if you are doing it right. The California pilots said under their breath that if they were in California, what they were doing would be illegal—with smoke and fire being tossed into the air.

OT Rubber Cabin had 14 fliers, with Ed Sneed scoring 1,062—a wonderful performance. One-Design Gas, a special event started by Bill Vanderbeek, was won by Gene Smith with five maxes and a 90-second flight. All good flying!

The day wrapped up with the after-contest events of E 20 run by Bob Stalick and the “Beat the Vartanian” event run by Lee Hines. Sadly, I do not have any results to relay.


Thermals! 🌪️



Mike Gerszewski launching his OT Cabin model.



James Coffin covering his scream after launching his “C” ship.



Drake Hooke's F1Q model.



John Lorbiecki and his F1C aircraft.



Roy Smith of Canada.



Bill Vanderbeek, ROW out of the chute—time zero.



Time one.



Time two.



Time three.



Bill Vanderbeek's ROW sometime after launch.



Bob Stalick's time one.



Bob Stalick's model catching a corner.



Bob Stalick and his model ... and float.



Bill Vanderbeek in round two.



Finally!



Gaetano "Tom" Vacarro and his F1Q.



Mike and his father, Jim—the Gerszewski Mulvihill Team.



Junior Ian Wicks.



Hayden Ashworth with his F1P is setting his sights on making the Junior Team.



Jim Juhl and a Jetstream—a Warren Kurth design.



Jaxson Hinchey, who took second in Junior Catapult.



D Gas winners.




Junior OTCLG winner.



One-Design winners.



C Gas winners.



OT Rubber Cabin winners.



Winner of Hydrostar ROW.



Winner of the Rubber ROW contest.



ANOS winner.



Junior OTCLG winners.



Junior Mulvihill winners William Reuter and Cade Fedor.



Senior Mulvihill winners Haley Mattson and Kyle Gerspacher.



F1C winners.



Open F1H winners.



F1Q winners.



ROW winners.



Mulvihill winners.



SAM OTCLG winners Haylee Mattson, Don DeLoach, and Ian Wicks.



1/2A NOS Electric winners.

1/2 A Nos Gas			
Contestant		Score	Placement
Ashworth	Hayden	0	
Contestant		Score	Placement
Davidson, Larry	Larry	451	1
Smith, Gene	Gene	360	2
Hanford, Robert	Robert	351	3 TIE
Schneider, Glenn	Glenn	351	3 TIE
Bays, Kit	Kit	346	5
Fedor, Mike	Mike	342	6
Bell, H Thomas	H Thomas	288	7
Marsh, P Jack	P Jack	261	8
Pangell, Rick	Rick	225	9
Erridge, Roger	Roger	164	10
Sowder, Bob	Bob	157	11
Oliver, John	John	138	12
Kacmarsky, Richard	Richard	128	13
Dock, Denny	Denny	120	14

D Gas 105			
Contestant		Score	Placement
Caton	Charles	1350	1
Thompson	Ronnie	1350	1
Bocckinfuso	James	1200	3
Brown	Gerald	1157	4
Hanford	Robert	740	5
Sowder	Bob	600	6
Sperzel	Hank	346	7
Dock	Denny	338	8
Bell	H Thomas	320	9

Electric B 161			
Contestant		Score	Placement
Ashworth, Hayden		355	
Contestant		Score	Placement
Elder, Dale		673	1
Hooke, Drake		628	2
Scott, Dwight		573	3
Murphy, Jack		414	4
Hack, James		400	5
Coffin, Jim		358	6
Tomasch, Andrew		284	7
Hines, Lee		211	8
Murphy, Jerry		180	9
Freeland, Mark		120	10

Andrade Rubber			
Contestant		Score	Placement
Perkins	Frank Jr	463	1
Powell	Chuck	458	2
O'Reilly	Jim	449	3
Vancil	Mark	410	4
Jennings	Jim	402	5
Boyd	Ray	300	6
Jones	Darold	35	7

Moffett 128			
Contestant		Score	Placement
Kothe	Herb	1054	1
Sneed	Ed	1014	2
Sechrist	David	719	3
Gerszewski	James	680	4
Romak	Bud	522	5
Hardin	Edward	516	6
Crowley	Paul	495	7
Vanderbeek	William	459	8
Gerszewski	Michael	437	9
O' Rielly	Jim	424	10
Ferwerda	James	399	11
Annis	Jeffrey	239	12

AMA Payload 106			
Contestant		Score	Placement
Dock	Denny	173	1
Berry	Daniel	120	2
Reuter	Bill	71	3
Sperzel	Hank	22	4
Campbell	Lee	20	5

OT HL Glider			
Contestant		Score	Placement
Gerspacher, David		180	1
DeLoach, Don		176	2
Langelius, Jan		100	3
Hack, James		76	4
Gerspacher, Kyle		74	5
Schlarb, W		65	6
Loomis, W		60	7
Wicks, William		44	1 JUNIOR

A/B Classic Gas 109			
Contestant		Score	Placement
Simon	Blake	899	1
Brown	Gerald	866	2
Dock	Denny	720	3
Bane	Ruth	710	4
Mollendorf	Joseph	686	5
Hanford	Robert	580	6 TIE
Thompson	Ronnie	580	6 TIE
Marsh	P Jack	574	8
Hack	James	476	9
Darling	Clark	331	10
Bell	H Thomas	321	11
Smith	Roy	300	12
Bain	Rex	257	13
Christensen	Gene	244	14
Batz	Lindsay	197	15
Bocckinfuso	James	184	16
Lapraik	Scott	90	17

Nostalgia Payload			
Contestant		Score	Placement
Dock, Denny		319	1

Free Flight Scores

OT 020 Replica			
Contestant		Score	Placement
Schlarb	W	348	1
Oliver	John	267	2
Morris	Gilbert	254	3
Erridge	Roger	253	4
Firster	Tedson	251	5
Buckele	Elvin	196	6
Kacmarsky	Richard	127	7

Mulvihill 120J			
Contestant		Score	Placement
ASHWORTH	HAYDEN	0	
FEDOR	CADE	339	#1
REUTER	WILLIAM	126	#2
1200			
Contestant		Score	Placement
SHAILOR	JOHN	1378	#1
JONES	DAVID	964	#2
SECHRIST	DAVID	840	#3
CROWLEY	PAUL	826	#4
MARKOS	CHARLES	770	
SNEED	ED	753	
DELOACH	DON	752	
ROMAK	BUD	726	
MCBRIDE	DUNCAN	480	
BROWN	GERALD	453	
OREILLY	JIM	440	
GRSZIEWSKI	JAMES	422	
ANNIS	JEFF	402	
FERWERDA	JAMES	367	
GRSZIEWSKI	MICHAEL	367	
POWELL	CHUCK	104	
120S			
GERSPACHER	KYLE	241	#1
MATTSON	HAILEY	197	#2

OT Rubber Cabin (lg & sm)			
Contestant		Score	Placement
SNEED	ED	1062	#1
HARDIN	EDWARD	778	#2
BENNETT	ROBERT	626	#3
BOYD	RAY	457	
ROMAK	BUD	360	
GRSZIEWSKI	MICHAEL	343	
POWELL	CHUCK	335	
O'REILLY	JIM	334	
MCBRIDE	DUNCAN	332	
O'REILLY	DAVE	323	
BUCHELE	ELVIN	257	
GRSZIEWSKI	JAMES	240	
FIRSTER	TEDSON	112	
RICHARDSON	MIKE	93	

F1A			
Contestant		Score	Placement
Yori, Joel		1476	1
Fedor, Cade		1434	1 JUNIOR
Bauer, Ken		1220	2
Sifleet, Robert		1208	3
Barron, Andrew		1208	4
McKeever, Mike		1187	5
Stalick, Roman		1131	6
Tzvetkov, Tzveten		1069	7
Barron, Peter		1057	8
Ulm, Adelaide		902	9
Markos, Charles		180	10
Ulm, Gene		100	11
Fedor, Mike		63	12
Hack, James		52	13

OT Catapult			
Contestant		Score	Placement
DELOACH	DON	265	#1
WICKS	IAN	254	#2
BATIUK	TIM	231	#3
KRYSTOSEK	RANDALL	225	
BAYS	KIT	217	
HALE	DEBRA	196	
SCHLARB	W	176	
PANGELL	RICK	168	
PERKINS	FRANK	167	
LANGELIUS	JAN	162	
HALE	DAVID	150	
BUCHELE	ELVIN	145	
POWELL	CHUCK	127	
KACMARSKY	RICHARD	110	
LOOMIS	W	86	
POWELL	LINDA	39	
OTCATAS			
MATTSON	HALEY	94	
OTCATAS J			
WICKS	WILLIAM	290	#1
HINCHEE	JAXSON	22	#2

101-105 ROW GAS (JSO)			
Contestant		Score	Placement
BERRY	DANIEL	301	#1
FEDOR	MIKE	178	#2
VANDERBEEK	WILLIAM	52	#2

ROW RUBBER			
POWELL	CHUCK	204	#1
DIEBOLT	JOHN	97	#2
FIRSTER	TED	6	#3
NITZ	JoI Yori	0	

HYDRO STAR ROW			
VANDERBEEK	WILLIAM	207	
STALICK	BOB	0	

Free Flight Scores

1 DESIGN COMBO			
Contestant		Score	Placement
SMITH	GENE	690	#1
MARSH	P JACK	452	#2
ERRIDGE	ROGER	420	#3
HACK	JAMES	330	
FEDOR	MIKE	223	

1/2 A NOS ELECTRIC			
Contestant		Score	Placement
JENNINGS	JIM	360	#1
MURPHY	JACK	326	#2
HOOKE	DRAKE	262	#3
FREELAND	MARK	142	
HARDIN	ED	120	

A Nos Gas			
Contestant		Score	Placement
MARSH	P JACK	1069	#1
SMITH	ROY	1039	#2
HANFORD	ROBERT	682	#3
DOCK	DENNY	480	
DAVIDSON	LARRY	388	
SMITH	GENE	359	
ERRIDGE	ROGER	326	
HACK	JAMES	240	
KACMARSKY	RICHARD	179	

F1Q Electric Power			
Contestant		Score	Placement
YORI	JOEL	1110	#1
SIFLEET	ROBERT	1104	#2
IOERGER	THOMAS	1085	#3
MURPHY	JACK	1065	
HOOKE	DRAKE	1056	
COFFIN	JIM	1033	
TOMASCH	ANDREW	894	
VACCARO	GAETANO	818	
FREELAND	MARK	649	
RICHARDSON	Marty	612	
SCHLOSBERG	ARAM	360	

F1H			
Contestant		Score	Placement
FEDOR	CADE	153	#1 Junior
REUTER	WILLIAM	21	#2 Junior
BAUER	KEN	595	#1
MCKEEVER	MIKE	593	#2
HACK	JAMES	582	#3
SIFLEET	ROBERT	240	#4
MATTSON	HAILEY	48	


C Gas 104			
Contestant		Score	Placement
BERRY	DANIEL	716	#1
THOMPSON	RONNIE	715	#2
BELL	H THOMAS	660	#3
PARKER	JIM	557	#4
BROWN	GERALD	471	
SURGUINE	SKEETER	470	
SPERZEL	HANK	352	
DOCK	DENNY	305	
HACK	JAMES	290	
DARLING	CLARK	120	

F1C			
Contestant		Score	Placement
CHESSON	DON	551	#1
LORBIECKI	JOHN	240	#2
MORRIS	GILBERT	24	

JETEX			
Contestant		Score	Placement
MATSUNO	CHRIS	262	#1
OLIVER	JOHN	87	#2
ROHRSTAFF	ALLEN	70	#3
VANDERBEEK	WILLIAM	33	



Junior F1H competitors William Reuter and Cade Fedor.



Don Chesson F1C Cup winner.



Jetex winners.

John Shailor and the
Mulvihill Trophy, first
awarded in 1923!



Academy of Model Aeronautics | International Aeromodeling Center | Muncie IN
website: www.modelaircraft.org | email: natsnews@modelaircraft.org
Copyright Academy of Model Aeronautics 2017
Designer: Ashley Rauhen | Editor: Rachelle Haughn